

香港交易及結算所有限公司及香港聯合交易所有限公司對本公告的內容概不負責，對其準確性或完整性亦不發表任何聲明，並明確表示，概不對因本公告全部或任何部分內容而產生或因依賴該等內容而引致的任何損失承擔任何責任。





		2022	
2,122,780,428.43	2022		340,316,191.44
	2,894,223,275.67		2022
	2022 12 31		2,740,753,929.56

A

2022

	Flat Glass Group Co., Ltd.
	FLAT

	959	959

		2022 5 20 2023 12 31

()

	1-3	4-6	7-9	10-12
	3,508,900,799.31	3,795,590,539.65	3,910,228,312.56	4,246,123,575.84
	436,710,292.28	566,037,584.51	501,547,283.79	618,485,267.85
	419,702,996.66	555,378,351.37	494,258,150.02	605,242,091.48
	561,180,640.32	345,084,768.55	166,123,499.75	-895,491,260.87

	2022		2021	2020
	-8,899,606.56		3,599,005.34	-18,018,346.26
	70,910,299.08		53,409,741.67	26,414,754.69

	200,000,000.00	2,000,000.00	-198,000,000.00	0.00
	62,739.00	1,765,968.98	-1,828,707.98	-1,828,707.98

' \!Q

2010 " "

1

2006

2008

SPF

2

GB/T34328-2017 1

GB/T30984. 1-2015 GB30252-2013

JC/T2170-2013

GB/T34561-2017

GB/T34613-2017 GB/T34614-

2017 GB/T37240-2018

T/ZZB0305-2018

1

2

3

3

2005

4

1

2

3

5


ISO9001	ISO14001	3C
AS/NZS2208: 1996	ANSI Z97. 1-2015	EN12150-1: 2015
SPF	SGS ROHS SVHC	" "
" "	2010	2008

6


2022		1,546,084	77.44%	212,278
	0.13%		207,458	0.94%
2022	12 31	3,238,172	61.24%	1,403,244
	18.82%			

()
1.



			%
	15,460,843,227.36	8,713,228,065.59	77.44
	12,048,190,879.61	5,620,391,966.94	114.37
	118,877,978.75	85,724,646.32	38.67
	277,541,944.49	221,778,736.93	25.14
	240,434,620.48	52,518,443.24	357.81
	523,230,185.51	408,417,461.35	28.11



				%			%
--	--	--	--	---	--	--	---



U



(3).

2020 12 30

2021-2023

59GW

3.38

2020 12 31

2020-129

2021 1 21

34GW 2.34

34GW 2.34

2021 1 1 2023 12 31

2021 1 22

2021-014

2021 2 8

2019 5

2021

2,786

2022 -2023

46GW

2023 12 31

2021 2 9

2021-031

2021 7 30

2.3

2021 8 1

2024 7

31

2021 7 31

2021-080

: :

B.

0	324,773.79	0%	32.47%
		50%	5

3.

" " "

(4).

5.

" " " " " 1
"

()

()

1.

		%		%	%	
	2,505,753,674.34	7.74	939,748,112.41	4.68	166.64	
	2,811,090,070.19	8.68	1,105,759,571.75	5.51	154.22	
	11,225,965,058.08	34.67	6,316,279,511.19	31.45	77.73	
	1,874,354,593.74	5.79	3,067,207,867.50	15.27	-38.89	
	3,783,656,023.65	11.68	662,708,796.08	3.30	470.94	
	2,713,891,130.26	8.38	866,903,935.41	4.32	213.06	

	3,095,354,079.23	9.56	1,860,696,500.00	9.27	66.35	
	4,100,044,464.81	12.66	2,306,910,116.65	11.49	77.73	
	3,889,070,000.00	12.01	1,967,748,428.04	9.8	97.64	

2.

(1)

5,628,712,970.78

17.38%

(2)

3.

"

"

"

"

"

81

"

4.

()

"

"

1.

2.

3.

4.
(1).

	524,089,393.05	90.99		763,800.00	500,000.00	300	2023 - 2024	

(2).

	%			%
	97.29	10,523,322,788.15	3,158,474,970.06	22.60
				25.68

(3).

5.

()

2021 9 16 10

2022 1 11 10

100%

2022 1 4 1,000.00

" "

2022 1 29

100%

2022 4 11

" "

" "

1000 100 2022 4 28 2022 4

29 100% 100%

2022 5 5

" "

10,000.00

9,510 95.1% 2022 8

22

2022 7 7

" "

1,000.00

450 45% 2022 7 18

2022 7 28 1,000.00

" "

2022 8 12

100%

2021 10 27

100%

100%

"

2022 2 13

334,394.76

100%

100%

2022 2 28

50 /

260 /

190 /

400 /

2021 10 27

<

>

100%

100%

2021 10 28

: 2021-108

2022 2 13

100%

100%

100%

100%

334,394.76

2022 2 14

2022-008

100%

100%

2022-009

2.

1	195		43.49		
2	150		37.53		

3	75		23.93		
4	150		38.85		

3.

4.

2021 10 27

<

>

100%

100%

365,000.00

2020

2020

365,000.00

2021

10 28

: 2021-108

2022 2 13

2020

2020

334,394.76

2020

50%

2022 2 14

2022-008

2022 2 28

100%

100%

1

100%

100%

"

"

2

100%

100%

100%

100%

()

()

10%

		294,503.77	85,605.78	177,881.90
				23,610.30

()

1

" _ _ "

2

" "

3

1

2



3

4

"

"

1

2

3

4

5

1

()

1

2

2015 8

" 70071980 "

71.40% " 70071980 " 12.80%

67.10% 17.10%

2020 7 23

5

71.40% 12.80%

67.10% 17.10%

2017 6

90.5% 4.2

0.2

70071900

136.21 /

2021 6 7

90.5%

4.2

1,500

70071900

2022 5 13

2

192.82

/ 302.65 / 2022 8 17

3



4

5

21.83%

21.83%

6

7

281,109

8.68%

()

	2022 11 30	http://www.sse.com.cn https://www.hkex.com.hk	2022 12 1	

				20		19						
			48	2021	5	2024	5	0	0	-	-	34.54
				20		19						
			36	2021	5	2024	5	351,505,000.00	351,505,000.00	-	-	97.97
				20		19						
			38	2021	5	2024	5	4,800,000.00	4,800,000.00	-	-	100.33
				20		19						
			54	2021	5	2024	5	10,400,400.00	10,400,400.00	-	-	103.35
				20		19						
			36	2021	5	2024	5	200,000.00	200,000.00	-	-	45.62
				20		19						

1
2022

2022 1

20

1999


2009 9 (Sheffield University) 2021 1
Flat (Australia) Pty Ltd. 2022 2 2022
8 2020 1 2016 6

1.

2022 5
17

2022 12
21

<



(6).

2022 3 21	2022	2022 2021 2021 OFAC	

(7).

	2, 230
	5, 463
	7, 693
	0
	6, 331
	92
	794
	476
	7, 693
	22
	1, 380
	2, 129
	4, 162
	7, 693

"

"

	2021	11	18	2021		2021	A	
	2021		H					2021
A								
	2021	11	19					
		2021	A			2021	11	19
	288			534.1072	A		44.02	/
		2021						
	12			12			606,786	

()

()

0A ERP

2022

"

"

	16,551.02

()

1.

2022

2.

2022

3.

" "

4.

2022

5.

6.

7.

()

()

2022

()

	-1, 202, 301
--	--------------

1

2

" "

2022

6 1200

600

7800

2021

1, 202, 301

2021

2025

ESG

2022

2022

				2021	2022
	/	2021	3%	6.8	5.7
	/	2021	10%	2.92	2.42
	/			22.80	17.23
	/			0.46	0.14
	/	2021	10%	10.46	8.16

2022

2023

()

ESG

2022

()

	/	
	360.28	
	280.95	
	83.58	

	/	
	40.3	
	40.3	2022 2 40 2022 1
		0.3

		1	1	1				
		2	2	2				
		3	3	3				
		4	4	4				
		5	5	5				

		11	11	11				
		12	12	12				
		13	13	13				
		14	14	14				
		15	15	15				
		16	16	16				
		17	17	17				
		18	18	18				
		19	19	19				
		20	20	20				
		21	21	21				
		22	22	22				
		23	23	23				
		24	24	24				
		25	25	25				
		26	26	26				
		27	27	27				
		28	28	28				
		29	29	29				

1

1

(1)

A

(2)

(3) A

(4)

(5)

2

(1)

(2)

2%

90

A

10%

1%

5%

6

1

(1)

A

" "

(2)

(3)

(4)

(5)

6

2

(1)

A

90
2%

1%

5%

6

15

1%

(2)

6

3

(3)

(4) A

(5)

(6)

2

(1)

A

90
2%

1%

5%

6

15

(2)

2

(1)

90
2%

1%
5%

A

6

15

1%

2

2

5

1

(1)

A

90
2%

1%

5%

6

15

1%

2

2

6

(1)

(2)

7

(1)

/ / / / / /

(2)

/ /

8

(1)

(2)

(3)

(4)

50%

(5)

(6)

9

- (1) /
- (2) /

/

/

/

/

/

/

/

10

1.

A


A

20

A

"

"



6.

(1)

50%

(2)

20% 2014

2,078.4

SPF

2015

2,161.1

(2)

(3)

(4)

(5)

15 2019 A

(1)

(2)

(3)

16 2019 A

(1)

(2)

(3)

(4)

(5)

(6)

(7)

17 2020 A

—

(2)

(3)

(2)

(3)

27 2022 A

1

2

3

4

5

6

A

7

28 2020 A

2020 A

29 2021 A

2021 A

"

"

	2,850,000
	8
	2 2

		800,000

()

2

3

()

: :

(
)

()

1.

(1)

(3)

2.

(1)

(2)

(3)

3.

()

1	2022	2	13						
						100%			
				100%					
		100%			100%		334,394.76		2021
10	27	2022	2	13					
		2022	2	14					
					100%			100%	
		2022-009							
2	2022	7	5						
					2022				

	983,493,254	45.81				1,160,080,713	1,160,080,713	2,143,573,967	99.845
1	533,493,254	24.85				1,160,080,713	1,160,080,713	1,693,573,967	78.885
2									
3	450,000,000	20.96						450,000,000	20.961
4									
	2,146,893,254	100.00				713	713	2,146,893,967	100.00

2

1

2022 2 15 A 1,159,020,000

2022 2 9

2022-004

2

[2022]664

2022 5 20

4,000

113059

2022 6 13

" " 2022 11 28

" "

713

"

"

713

2023 1

4

2023-001

3

1	2022	6	9	2020	A			
				140,000				2022 6
2						2020	A	
								2022-061
2	2022	8	22	2020	A			
				920,000				2022 8
16								
	2020				A			
								2022-079
3								
								2,146,893,254
	2,146,893,967			2022		0.99	/	0% 2022
				6.54	/			18.91%
4								

:

3						140,000
	4,380,000	1,060,000	0	3,320,000	/	/

()

	2022 5 20	100 /	40,000,000	2022 6 13	40,000,000	2028 5 19

1 2022 11

2022 2742

A

()

" " " 1 " " 2 "

()	50,692
()	49,443

:

(%)

HKSCCNOMI NEESLI MI TED	449,943,880		449,943,880
	439,358,400		439,358,400
	350,532,000		350,532,000
	324,081,600		324,081,600
	46,801,800		46,801,800
	31,201,200		31,201,200
	31,201,200		31,201,200
	22,291,991		22,291,991
	21,173,468		21,173,468
	19,450,000		19,450,000
	H 485,000	4,800,000	H 973,000
	H 111,000		HKSCCNOMI NEESLI MI TED

1 HKSCCNOMI NEESLI MI TED H
2
3 2022 12 31
4

1		120,000	A 2020 40,000	A 2020

2	A - 14	2,640,000	A 2020	880,000	A 2020
3	A - 3	560,000	A 2020	140,000	A 2020

2020 A

--	--	--

12

24

1

2



1		[2022]664			
		2022	5	20	
4,000	A	100		40	2022
6	13	"	"		113059

	3,999,968,000
%	99.999200

: :

2022 11 23	43.71	2022 11 16		2022
				43.71

2022

A

() (23) P03164

2022 12 31 (" ")
2022

2022 12 31 2022

"

"

2022

(1)

(2)

(3)

(4)

()

(1)

(2)

2022 12 31

		2022 12 31	2021 12 31
	1	2,932,152,844.19	2,842,677,267.48
	2	2,000,000.00	200,000,000.00
	3	-	62,739.00
	4	2,505,753,674.34	939,748,112.41
	5	2,811,090,070.19	1,105,759,571.75
	6	784,825,969.52	531,196,547.78
	7	578,012,656.23	692,261,958.13
	8	101,299,773.96	54,999,617.97
	9	2,396,316,964.60	2,276,469,528.29
	11	35,107,159.30	-
	13	234,733,656.64	255,127,082.80
		12,381,292,768.97	8,898,302,425.61
	17	82,753,089.96	71,530,334.22
		-	-
	20	17,370,760.63	18,802,231.03
	21	11,225,965,058.08	6,316,279,511.19
	22	1,874,354,593.74	3,067,207,867.50
	25	194,194,008.63	170,070,872.22
	26	3,783,656,023.65	662,708,796.08
	29	15,689,934.37	6,948,461.94
	30	92,555,237.76	4,162,665.30

	31	2,713,891,130.26	866,903,935.41
		20,000,429,837.08	11,184,614,674.89
		32,381,722,606.05	20,082,917,100.50

	55	4,864,749,251.17	4,832,768,261.83
	56	23,806,600.00	32,096,200.00
	57	42,350,277.12	-7,613,180.72
	58	28,583,407.89	17,266,053.61
	59	268,361,745.88	268,361,656.75
	60	7,823,754,058.70	6,194,759,167.82
		14,032,447,213.17	11,810,169,072.79
		14,032,447,213.17	11,810,169,072.79
		32,381,722,606.05	20,082,917,100.50

2022 12 31

:

: :

		2022 12 31	2021 12 31
		1,344,936,876.17	593,095,104.71
		2,000,000.00	-

978,734,027.17

		311,715,690.72	1,309,136,814.51
		390,586,647.85	392,286,140.98
		7,149,939.45	2,596,418.88
		-	-
		7,015,771,026.31	4,622,171,949.91
		14,707,353,928.53	8,956,268,955.78
		20,853,525,020.69	12,812,397,910.58
		1,582,350,831.00	1,261,939,500.00
		756,215,273.27	557,046,846.40
		1,224,166,055.55	874,183,753.59
		10,618,004.63	172,956,634.95
		40,625,739.50	28,878,501.78
		30,206,386.78	17,775,591.40
		1,411,260,098.53	565,827,131.31

		4,864,749,251.17	4,832,768,261.83
		23,806,600.00	32,096,200.00
		-1,086,203.62	-609,915.05
		268,361,745.88	268,361,656.75
		2,740,753,929.56	2,894,223,275.67
		8,877,427,195.40	8,499,370,392.70
		20,853,525,020.69	12,812,397,910.58

2022

		31,112,933.05	84,328,997.76
" "		340,316,191.44	1,401,607,683.56

" "

		513,984,013.73	342,619,295.00
	78(1)	177,358,576.29	91,022,670.51
		7,492,618,494.88	6,970,990,241.59
		5,500,683,742.51	4,871,746,794.88
		699,612,904.48	470,096,109.60
		493,778,700.20	559,917,652.96
	78(2)	621,645,499.94	489,500,831.78
		7,315,720,847.13	6,391,261,389.22
		176,897,647.75	579,728,852.37
		900,000,000.00	2,250,000,000.00
		6,141,740.34	26,327,737.84

		-7,869,015,166.26	-3,562,560,243.34
		-	2,509,960,996.79
		3,978,000,000.00	
		8,548,815,246.07	3,541,798,869.71
	78(5)	1,659,478,591.77	319,363,076.09
		14,186,293,837.84	6,371,122,942.59
		4,050,788,050.00	1,375,236,336.06
		741,173,921.59	413,877,420.11
	78(6)	1,540,582,744.11	627,807,055.77
		6,332,544,715.70	2,416,920,811.94
		7,853,749,122.14	3,954,202,130.65
		55,719,181.42	-15,811,990.35
		217,350,785.05	955,558,749.33
		2,101,730,679.46	1,146,171,930.13
		2,319,081,464.51	2,101,730,679.46

2022 1—12

: :

		2022	2021
		1,677,675,095.57	3,432,057,551.27
		113,963,166.53	14,957,610.82
		81,285,539.72	30,470,047.46
		1,872,923,801.82	3,477,485,209.55
		1,987,939,916.91	1,885,775,659.34
		271,694,713.51	192,145,789.57
		111,455,575.58	132,990,917.72


		205,701,515.85	184,791,705.57
		2,576,791,721.85	2,395,704,072.20
		-703,867,920.03	1,081,781,137.35
		300,000,000.00	300,000,000.00
		804,606,113.99	1,445,418.77
		2,280,595.51	9,408,471.16
		5,280,669,322.94	343,610,274.28
		6,387,556,032.44	654,464,164.21
		713,626,039.77	792,779,466.15
		302,000,000.00	300,000,000.00
		2,298,652,400.00	
		8,314,753,459.99	3,194,456,828.46
		11,629,031,899.76	4,287,236,294.61
		-5,241,475,867.32	-3,632,772,130.40
			2,509,960,996.79
		3,978,000,000.00	
		5,541,898,697.84	2,474,530,801.75
		839,236,131.02	198,072,651.19
		10,359,134,828.86	5,182,564,449.73
		2,503,749,500.00	677,938,960.00
		640,454,288.21	366,054,219.60
		806,951,764.34	1,326,530,943.23
		3,951,155,552.55	2,370,524,122.83
		6,407,979,276.31	2,812,040,326.90
		11,243,800.70	-4,504,508.71
		473,879,289.66	256,544,825.14
		445,104,022.54	188,559,197.40
		918,983,312.20	445,104,022.54

2022 1—12

	2022	:	:
--	------	---	---

()

2															
3															
4															
5															
6															
								11,317,354.28						11,317,354.28	11,317,354.28
								13,206,977.30						13,206,977.30	





3																			
4																			

5

5,131,074.8
4

-
5,131,074.8
4

1						7,070,600 -					7,070,600 .00
2	178.25			491,731,5 80.66	32,400.14						491,764,1 59.05
3					31,948,58 9.20						31,948,58 9.20
4											

|

1.

1999 (" ") 1998 6 24
2005 12 29
2011 3

450,000,000
0.25

(A) 2021 1 7
(A)84,545,147

29.57

•
•
•

2.

1.

2.

1 1 12 31

3.

F2+X =F2+X

12

4.

5.



()

6.

()

()

10.

")

14 — ("

()

()

10.1



-
-
-
-

10.1.1

,

.

10.1.3

10.2

12

12

10.2.1

(1)

(2)

(3)

(4)

(5)

()30

10.2.2

- (1)
- (2)
- (3)

- (4)
- (5)

()

()90

10.2.3

10.4.3

) (

10.5

10.6

10.7

\ Löhle ten - USJE 00H4 0Nen
\$ > , 'OAE Z ÖB\$, 0NCO ~ q • 2) .Kö Vñ „ \$ p H @ i i 8) 4 1 5 † Ä St AYS (A ä H" g T | F X > } + O § È 5 62 « Î Lun) ³ é € { P.

15.5

16.
(1).

(2).

17.

()

(2)

(1)

(2).

		20	5	4.75
		4-10	5	9.50-23.75
		4-5	5	19.00-23.75
		3-5	5	19.00-31.67

(3).

24.

25.

26.

27.

28.

29.

(1).

32.
(1).

33.
(1).

36.

25.1

/

25.2

37.

(1)

(3)

(2)

(2).

39.

40.

40.1

51

40.2

84

/

41.

41.1

()

()

41.2

)

(

(3).

42.1

42.1.1

42.1.2

.
. .
. .
. .

4 —

8 —

42.1.3

A

42.2

42.2.1

42.3

43.

44.

(1).

		()
15 16	2022	

2021 12 30

15 (" 15 ")

1

15

14 —

1 —

2022 1 1

2022

1 1

2
15 " "

1 2022 1 1 2022 1

	25
	15
	25
	15
	25
()	1
	25
()	0
()	1
()	25
	25
()	25
()	25
	25
	25
FLAT (AUSTRALIA) PTY LTD	30
	25
	25
()	20
	25
	25
	25
	25
	25
	25

1 () 2,000,000 8.25%
2,000,000 16.5%

2.

2022 12 24 " GR202233007200 2022
2024 15% "

2016 6 30

) 2021

50%

() (

3.

)

	1,860,198, 827.10	73.9 0	-	-	1,860,198, 827.10	834,875,9 54.38	88.5 8	-	-	834,875,9 54.38

		1	1-2	2-3	3
	2.52%	2.52%	2.52%	2.52%	



	101,299,773.96	54,999,617.97
	101,299,773.96	54,999,617.97

(1).

(2).

(3).

(1).



5	
	101,299,773.96

(2).

	41,007,881.73	293,731.73
	51,773,000.07	52,633,813.76
	489,823.06	211,827.29
	8,029,069.10	1,860,245.19
	101,299,773.96	54,999,617.97

(3).

(4).

(5).

(6).

				(%)	
		27,000,000.00	1	26.65	-
		25,040,000.00	1-2	24.72	-
		20,000,000.00	2-3	19.74	-
		12,200,000.00	1	12.04	-
		4,996,270.22	1	4.93	-
	/	89,236,270.22		88.08	-

(7).

(8).

(9).

9

(1).

	2,407,046,37 0.78	10,729,40 6.18	2,396,316,96 4.60	2,288,379,25 2.70	11,909,72 4.41	2,276,469,52 8.29

(2).

32.85 257.3e>11<(2).

--	--	--	--	--

15

(1).

(2).

(3).

16

(1).

(2).



2.	1, 659, 937, 242. 69	4, 032, 619, 332. 77	49, 867, 241. 18	15, 627, 714. 82	5, 758, 051, 531 . 46
1	853, 854. 77	25, 680, 840. 56	20, 049, 115. 61	8, 213, 482. 92	54, 797, 293. 86
2	1, 621, 433, 455. 14	3, 955, 057, 419. 17	26, 855, 662. 74	6, 807, 558. 83	5, 610, 154, 095 . 88
3	6, 041, 599. 63	-	2, 227, 830. 55	475, 128. 63	8, 744, 558. 81
4	31, 608, 333. 15	51, 881, 073. 04	734, 632. 28	131, 544. 44	84, 355, 582. 91
3.	-20, 465, 265. 69	-38, 730, 988. 48	-6, 410, 391. 59	-391, 772. 10	- 65, 998, 417. 86
1	-	-37, 948, 937. 21	-6, 410, 391. 59	-391, 772. 10	- 44, 751, 100. 90
2	-20, 465, 265. 69	-782, 051. 27	-	-	- 21, 247, 316. 96
4.	3, 896, 178, 948. 73	9, 780, 651, 979. 13	148, 824, 126. 08	67, 862, 932. 51	13, 893, 517, 98 6. 45
1.	428, 787, 993. 80	1, 345, 595, 767. 21	52, 095, 053. 25	38, 471, 319. 69	1, 864, 950, 133 . 95
2.	131, 866, 184. 89	653, 624, 623. 10	19, 334, 946. 69	6, 534, 411. 69	811, 360, 166. 3 7
1	130, 245, 374. 61	650, 894, 813. 54	18, 030, 044. 04	6, 323, 974. 24	805, 494, 206. 4 3
2	758, 354. 68	-	1, 216, 251. 81	203, 277. 84	2, 177, 884. 33
3	862, 455. 60	2, 729, 809. 56	88, 650. 84	7, 159. 61	3, 688, 075. 61
3.	-1, 863, 191. 89	-20, 141, 208. 46	-5, 867, 242. 29	-372, 723. 53	- 28, 244, 366. 17
1	-	-19, 422, 077. 39	-5, 867, 242. 29	-372, 723. 53	- 25, 662, 043. 21
2	-1, 863, 191. 89	-719, 131. 07	-	-	-2, 582, 322. 96
4.	558, 790, 986. 80	1, 979, 079, 181. 85	65, 562, 757. 65	44, 633, 007. 85	2, 648, 065, 934 . 15
1.	-	19, 876, 437. 96	275, 923. 26	82, 866. 49	20, 235, 227. 71
2.	-	-	-	-	-
1	-	-	-	-	-
3.	-	-746, 592. 47	-	-1, 641. 02	-748, 233. 49
1	-	-29, 777. 31	-	-1, 641. 02	-31, 418. 33
2	-	-716, 815. 16	-	-	-716, 815. 16
4.	-	19, 129, 845. 49	275, 923. 26	81, 225. 47	19, 486, 994. 22

1.

	8,292,131.46	2,728,761.44	5,563,370.02	-	
	268,037.61	225,506.25	42,531.36	-	
	8,560,169.07	2,954,267.69	5,605,901.38	-	

(3).

(4).

(5).

	549,432,433.04	
	497,967,100.42	
	58,309,921.33	
110KV	7,535,215.02	
	1,113,244,669.81	

22

	1,557,815,302.02	2,867,765,142.38
	316,539,291.72	199,442,725.12
	1,874,354,593.74	3,067,207,867.50

195	987,546,485.03	-	987,546,485.03			
150	110,266,906.15	-	110,266,906.15			
	96,581,900.45	-	96,581,900.45			
Low-E	92,870,989.95	-	92,870,989.95			
220KV	71,081,387.73	-	71,081,387.73			
1152	58,026,533.79	-	58,026,533.79			
75	18,701,303.99					

150

3,752	51	109,8
,960,	8,7	56,82
000.0	20.	5.97
0	95	

4200	400,000.00	75,478.73	104,794.68			180,273.45			-	68.07	68.07	-	-	-
	243,046,815.84	30,544.592.60	20,407,192.17			50,951,784.77			-	100.00	100.00	-	-	-
110KV	76,000,000.00	33,965.185.47	17,677,642.92			16,535,669.09	35,107,159.30		-	67.95	67.95	-	-	-
	14,986,860,464	2805983763	4,252,529,305.04	20,299.14	/	5,570,322,972.81	35,107,159.30	14550832807						

24

25

1.	191,102,069.02	191,102,069.02
2.	30,430,087.26	30,430,087.26
1	20,161,679.16	20,161,679.16
2	10,268,408.10	10,268,408.10
3.		
4.	221,532,156.28	221,532,156.28
1.	21,031,196.80	21,031,196.80
2.	5,004,335.20	5,004,335.20
(1)	5,004,335.20	

1.	469,457,768.4 2	51,458,806. 04	232,964,000.00	144,731,091 .46	7,595,886.7 2	906,207,552.64
2.	156,101,162.2 6	12,540,214. 69	3,491,724,156. 82		7,158.42	3,660,372,692. 19

(2).

27

28

(1).

(2).

(3).

(4).

(5).

2022	-	-	
2023	-	-	
2024	-	-	
2025	9,168,249.15	19,674,875.82	
2026	10,963,973.54	11,015,764.48	
2027	470,215.26	-	
	20,602,437.95	30,690,640.30	/

31

	2,028,000,000.00		2,028,000,000.00	-	-
	607,290,974.95		607,290,974.95	789,953,029.11	789,953,029.11
	78,600,155.31		78,600,155.31	74,350,906.30	74,350,906.30
	-		-	2,600,000.00	2,600,000.00
	2,713,891,130.26		2,713,891,130.26	866,903,935.41	866,903,935.41

2022 8 1

— 13

33.80

— 13

2022 8 5 2022 11 20

10.14

10.14

2022

12 31

32

(1).

(2). 1

	150,476,772.62	
--	----------------	--

	67,519,702.6 1	734,890,903. 09	699,612,904. 48	102,797,701. 22

(2).

	61,966,998.5 1	592,983,715. 97	557,263,205. 14	97,687,509.3 4
	-45,540.00	30,396,891.4 6	30,156,061.7 6	195,289.70
	764,463.86	30,152,199.0 5	29,521,386.8 4	1,395,276.07
	852,653.89	25,409,423.1 7	25,143,353.6 7	1,118,723.39
	-124,829.85	4,153,923.68	3,805,414.97	223,678.86
	36,639.82	588,852.20	572,618.20	52,873.82
	674,036.00	13,712,833.0 0	13,487,992.0 0	898,877.00
	2,930,694.68	12,477,233.4 7	15,007,294.8 1	400,633.34
	66,290,653.0 5	679,479.41 40		

31

2,153,016.84

67,098.93

40

	56,124,439.23	11,359,752.88
	75,569,826.43	11,387,361.66
	1,005,832.53	643,392.80
	3,660,125.92	2,130,901.26
	24,882,030.58	3,027,439.59
	7,906,954.03	6,609,729.58
	7,725,486.36	9,461,877.50
	3,335,827.14	1,746,134.73
	6,306,306.78	2,262,896.85
	186,516,829.00	48,629,486.85

41

	16,887,442.02	4,225,184.38
	2,737,023.00	791,200.00

1	690,608.03	635,514.93
	1,302,218,275.31	310,100,070.52

(2).

	12,616,801.58	11,515,218.22
(690,608.03	635,514.93
43)		
	11,926,193.55	10,879,703.29

48

	137,660,340.97	
	137,660,340.97	

(1).

(1).

49

50

	25,441,145.12	45,804,800.00	12,710,376.58	58,535,568.54	
	25,441,145.12	45,804,800.00	12,710,376.58	58,535,568.54	/


							/
	-	41,204,800.00		5,886,400.00		35,318,400.00	
	4,014,720.00			334,560.00		3,680,160.00	
	4,679,443.73			1,173,333.42		3,506,110.31	
580 LOW-E	4,234,724.00			819,624.00		3,415,100.00	
	-	3,600,000.00		375,652.15		3,224,347.85	

2800

1200	1,684,065 .48			- 348,427.44		1,335,63 8.04	
	1,134,115					10404,	

52

53



	32,096,200.00	-	8,289,600.00	23,806,600.00
	32,096,200.00	-	8,289,600.00	23,806,600.00

2022 2022 2022 7 31
10 2.3 ()
1,219,000.00

2022 5 25 2021 5

	- 7,613,180. 72	49,963,457 .84				49,963,45 7.84		42,350,27 7.12
	- 4,685,441. 82	50,150,986 .60				50,150,98 6.60		45,465,54 4.78
	- 2,927,738. 90	- 187,528.76				- 187,528.7 6		- 3,115,267 .66
	- 7,613,180. 72	49,963,457 .84				49,963,45 7.84		42,350,27 7.12

--	--	--	--	--

	17,266,053.61	13,206,977.30	1,889,623.02	28,583,407.89
	17,266,053.61	13,206,977.30	1,889,623.02	28,583,407.89

59

	268,361,656.75	89.13	-	268,361,745.88

61
(1).

	15,401,681,636.47	12,028,679,616.15	8,673,660,042.78	5,588,755,523.66
	59,161,590.89	19,511,263.46	39,568,022.81	31,636,443.28
	15,460,843,227.36	12,048,190,879.61	8,713,228,065.59	5,620,391,966.94

(2).

	13,681,797,758.21	349,913,721.40	595,576,936.84	334,991,997.59	439,401,222.43	59,161,590.89	15,460,843,227.36
	10,523,322,788.15	134,807,630.50	594,303,066.48	334,991,997.59	439,401,222.43	58,929,731.07	12,085,756,436.22
23185 [(82 0.175.984.464183826.0 G 2(5) 61. ET 5.66 re - W* n B 10.56211,1590 1 43231,802.02 Tm6 0 G [() TJ	44,830,550.17	164,835,990.99	-				
()							

(4).

62

	9,232,289.95	5,952,549.14
	8,864,015.56	5,640,558.47
	68,782,757.96	4,644,433.66
	14,218,406.68	9,266,792.11
	14,963,047.87	11,353,621.79
	8,921,670.90	4,442,864.71
	4,809,374.46	2,701,160.34
	3,707,836.30	3,459,342.00
	1,272,926.55	1,004,863.15
	134,772,326.23	48,466,185.37

63

	91,984,450.42	59,489,953.06
	12,999,444.79	11,649,817.51
	8,584,968.76	9,774,360.93
	114,911.16	11,213.68
	5,194,203.62	4,799,301.14
	118,877,978.75	85,724,646.32

64

--	--	--

	123,458,626.26	91,090,302.97
	31,948,589.20	37,007,309.90
	29,741,951.34	22,579,512.85
	19,388,648.41	5,774,476.94
	15,153,435.26	7,920,089.75
	12,750,521.83	6,959,694.27
	8,966,938.36	2,542,231.76
	6,229,289.14	5,729,388.06
	3,842,943.92	3,557,332.01
	3,650,000.00	3,450,000.00
	2,793,086.58	2,722,439.72
	1,694,894.51	1,634,421.98
	1,594,066.17	2,747,682.60
	1,155,383.95	4,373,929.74
	846,750.13	378,353.58
	-	7,384,671.46
	14,326,819.43	15,926,899.34
	277,541,944.49	221,778,736.93

65

	345,461,477.21	283,584,997.75
	125,721,278.69	81,098,407.27
	26,021,773.83	

2020	21,337,800.00	
	18,739,360.00	
	12,710,376.58	11,476,239.62
	5,928,708.68	
	4,128,925.00	5,184,800.00
	2,987,293.49	
	2,500,000.00	
	2,099,000.00	216,000.00
	1,139,525.00	
	1,111,532.00	
	750,000.00	
	613,380.32	336,666.23
	500,000.00	
	365,200.80	164,690.25
	203,000.00	
	-	20,000,000.00
	-	6,441,861.22
		4,470,500.00
		4,000,000.00
		1,794,200.00
		600,000.00
		500,000.00
		500,000.00
		300,000.00
		200,000.00
		200,000.00
	2,338,286.21	1,946,862.94
	77,452,388.08	58,331,820.26

	7,566,505.74	5,558,487.56
	11,649,410.34	11,890,656.14
	-	2,081,250.00

	-6,351,420.00	12,355,831.70
	12,864,496.08	31,886,225.40

69

70

	-1,828,707.98	-1,382,927.57
	-1,828,707.98	-1,382,927.57
	-1,828,707.98	-1,382,927.57

71

	-8,854,216.80	-2,711,098.05
	-30,220,242.38	26,215,714.90
	-	50,000.00
	-39,074,459.18	23,554,616.85

	-3,094,217.86	-10,202,178.73

75

	3,602,826.89	1,497,149.47	
	172,066.69	2,679,778.03	
	3,774,893.58	4,176,927.50	

76
(1).

	133,310,894.32	209,719,589.44
--	----------------	----------------

77

78

(1).

	110,546,811.50	52,589,929.50
	59,295,478.89	37,314,406.92
	6,080,813.69	300,000.00
	1,435,472.21	818,334.09
	177,358,576.29	91,022,670.51

(2).

	565,400,205.19	451,390,226.93
	40,987,243.66	30,364,651.86
	3,602,826.89	1,497,149.47
	5,036,337.83	3,151,737.26
	6,618,886.37	3,097,066.26
	621,645,499.94	489,500,831.78

(3).

:

	39,597,589.45	35,120,339.71
	9,701,500.00	44,790,414.87
	49,299,089.45	79,910,754.58

25,153,621.47
9,521,011.92
34,674,633.39

319,363,076.09
319,363,076.09

626,481,298.79
1,325,756.98
627,807,055.77

15,002.78

37,595.74

	94,343,730.00	0.0524	4,939,649.02
	282,743.53	4.7138	1,332,796.45
	3,751,682.89	0.8933	3,351,265.77
	3,911.63	8.3941	32,834.61

(5).

(6).

2

3

4

5

6

1

(1).

				(%)		
(" ")				100.00	-	
") ("				100.00	-	
() (" ")				-	100.00	

FLAT(AUSTRALIA) PTY LTD("
")

(" ")				100.00	-	
() (" ")				100.00	-	
() (" ")				100.00	-	
() (" ")				100.00	-	
(" ")				100.00	-	
(" ")				100.00	-	
(" ")				100.00	-	
(" ")				100.00	-	
(" ")				100.00	-	
(" ")				95.10	-	
() (" ")				100.00	-	

2022 9 21

2022 6 30

100%

100%

100%

2022 12 31



(2).

(3).

(4).

	/	/
--		
--		
--		
	82,753,089.96	71,530,334.22
--	6,722,755.74	5,558,487.56
--	-	
--	6,722,755.74	5,558,487.56

(5).

(6).

(7).

(8).

5

6

			786,825,969.52	786,825,969.52
1.				
		1,765,968.98		1,765,968.98
2.				
		1,765,968.98		1,765,968.98

5

	2022							2022	12	
	1			1		/		/	31	
-	200,00 0,000. 00			11,649,41 0.34		702,000,0 00.00		900,000,00 0.00	2,000,000. 00	-
	531,19 6,547. 78				- 187,528 .76	5,357,113 ,636.29		5,103,296, 685.79	784,825,96 9.52	-

6

7

8

9

1

2

3

--	--

4

5

(1).

/

		311,486,939.34			193,794,231.09
		301,806,368.11			197,474,707.07
		613,293,307.45			391,268,938.16

/

		8,559.20	29,453.98

(2).

/

/

/

/

/

/

(4).

¶

(5).

(5).

(5).

¶

¶

(5).

8

1

5

1

	5,219,199,264.98	8,310,177,779.88
-	4,698,251,664.98	4,966,230,139.24
-	520,947,600.00	3,343,947,640.64

2

(1).

(2).

3

2

3

(1).

(2).

4

"

	1	1-2	2-3	3	

	346,706,135.91	887,452.57	-	-	347,593,588.48
--	----------------	------------	---	---	----------------

3

(3).

	24,501,517.09	16,055,816.15				40,557,333.24
	24,501,517.09	16,055,816.15				40,557,333.24

(4).

(5).

(6).

(7).

(8).

(9).

3

	4,158,237,343.00		4,158,237,343.00	1,343,137,343.00	1,343,137,343.00
	17,699,229.86		17,699,229.86	6,921,828.12	6,921,828.12
	4,175,936,572.86		4,175,936,572.86	1,350,059,171.12	1,350,059,171.12

(1).

	10,000,000.00	-		10,000,000.00	
	150,000,000.00	-		150,000,000.00	
	70,000,000.00	-		70,000,000.00	
	1,000,000,000.00	30,000,000.00		1,030,000,000.00	
	30,000,000.00	-30,000,000.00		-	

() 66, ang (h-CN)>

	1,343,137,343.00	2,815,100,000		4,158,237,343.00		
--	------------------	---------------	--	------------------	--	--

(2).

	6,921,828.12	-		6,277,401.74					13,199,229.86	
	-	4,500,000.00		-					4,500,000.00	
	6,921,828.12	4,500,000.00		6,277,401.74					17,699,229.86	
	6,921,828.12	4,500,000.00		6,277,401.74					17,699,229.86	

4

(1).

	4,696,198,489.80	3,911,349,394.51	3,628,037,640.97	2,784,179,685.25
	467,593,814.63	396,438,844.13	612,777,468.03	459,067,448.84

()	10,752,721.08	10,752,721.08
	1,008,224.00	1,008,224.00
	5,072,144,944.00	5,072,144,944.00
	91,647,360.43	91,647,360.43
	5,163,792,304.43	5,163,792,304.43

(3).

6

1

	-8,899,606.56	
--	---------------	--

	-2,339,421.37	
	-8,003,149.89	